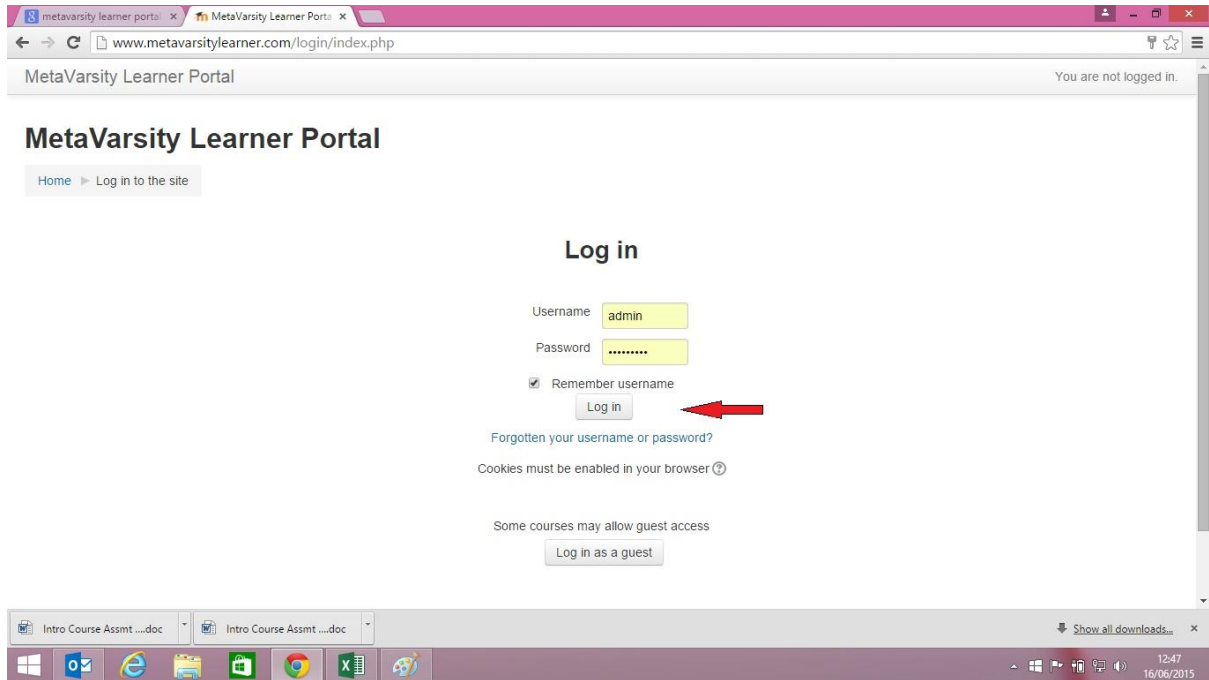
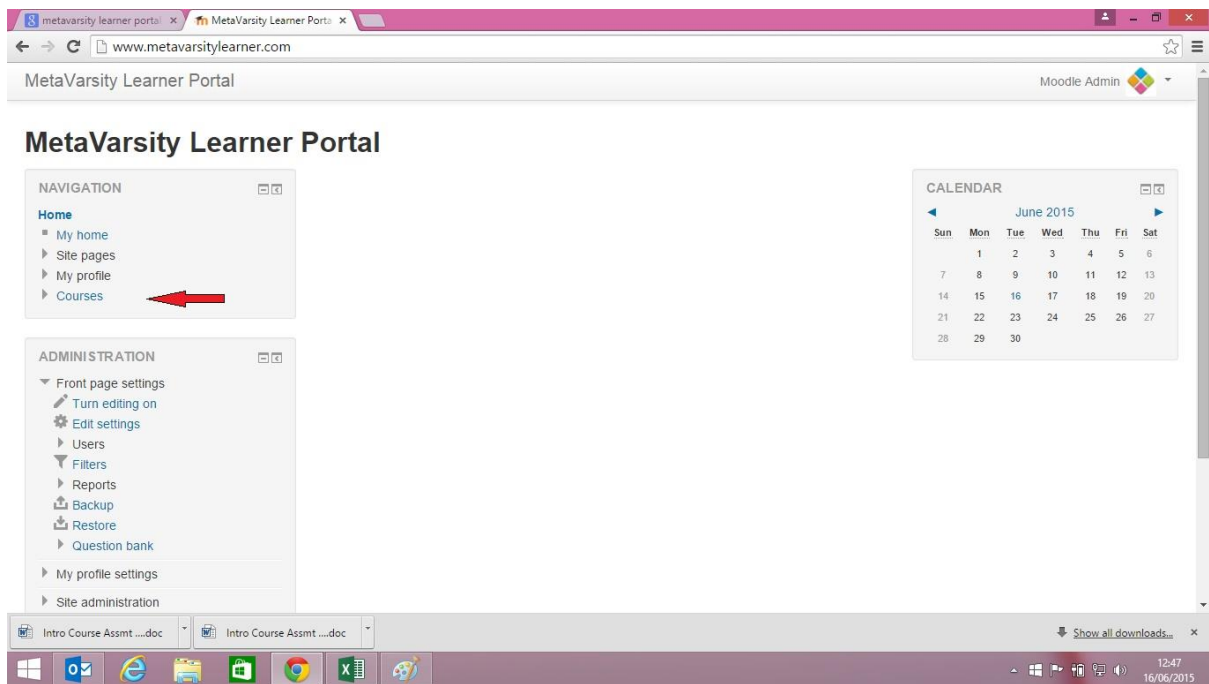


## 8. How to access your audios.

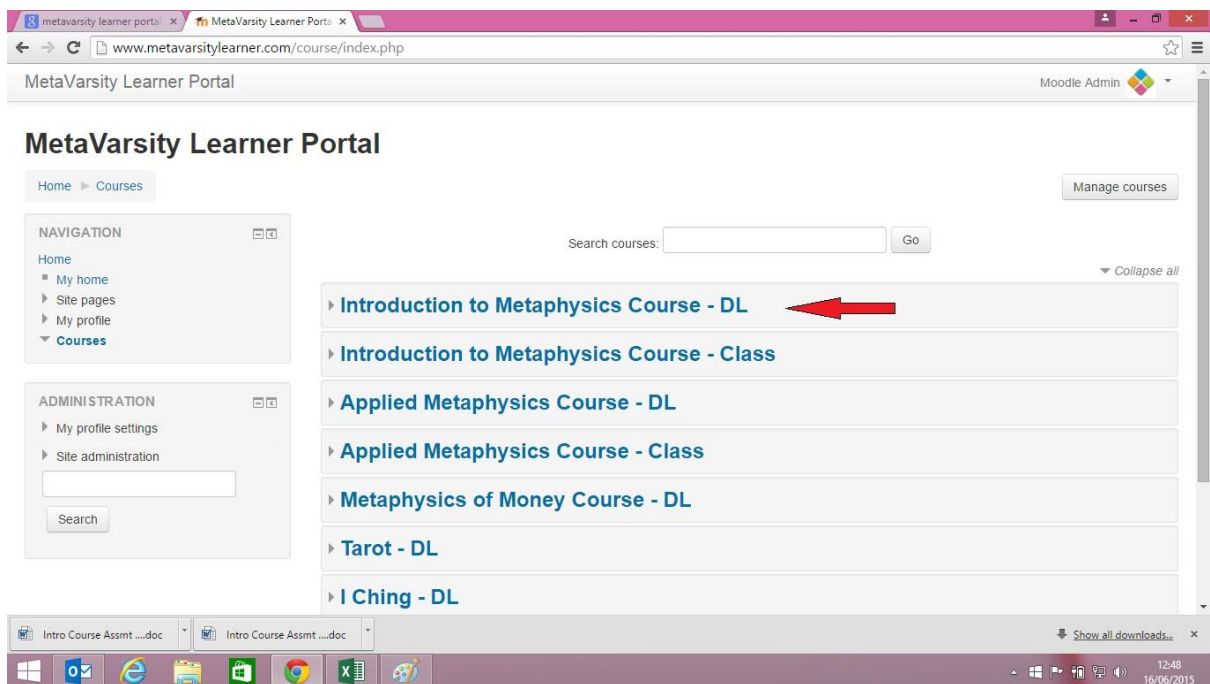
### 8.1 – Log in



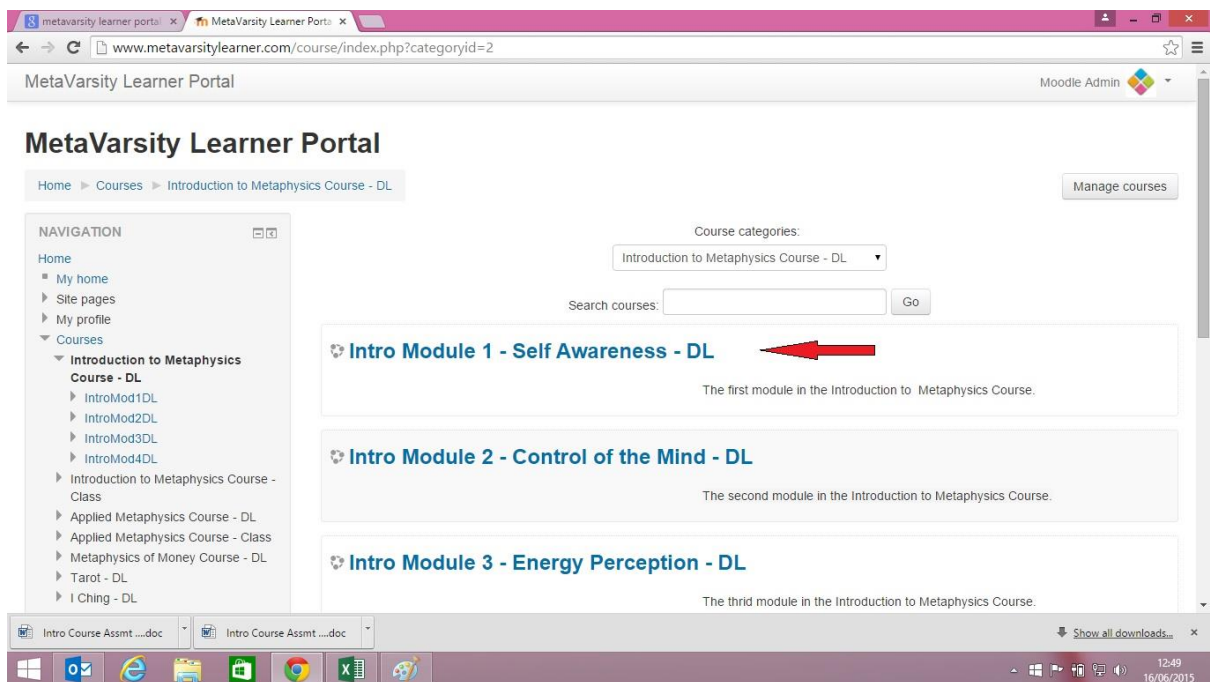
### 8.2 - Under navigation, Click on Courses



8.3 - Select the course you are currently doing, for e.g. Introduction to Metaphysics...



8.4 - Select the module you are currently doing, for eg. Intro Module 1 - Self Awareness..



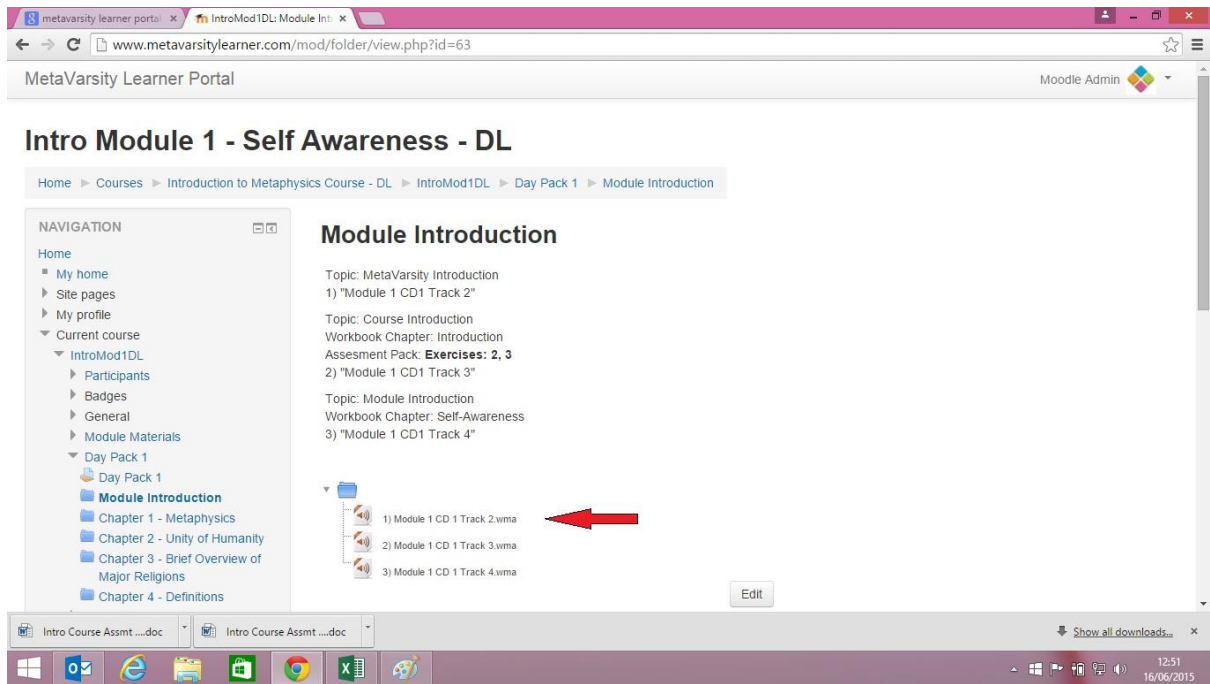
8.5 - Select the day pack for the audio and chapters that you are working with by clicking on the Day Pack e.g. Day Pack 1

The screenshot shows the Moodle course interface for 'Intro Module 1'. The main content area displays 'Module Materials' with a list of items: 'Workbook Chapters 1 - 4', 'Audio Tracks - CD1 Tracks 2 - 10', and 'Exercises 2 - 6'. A red arrow points to the 'Day Pack 1' link. The left sidebar shows the course structure with 'Day Pack 1' selected. The right sidebar contains 'LATEST NEWS', 'UPCOMING EVENTS', and 'RECENT ACTIVITY' sections.

8.6 - Click again on the blue folder with the relevant chapter that you are working with e.g. Module Introduction

The screenshot shows the Moodle course interface for 'Intro Module 1', specifically the 'Day Pack 1' section. The 'Day Pack 1' folder is expanded, showing a list of items: 'Development exercises, Ex 2 - 6', and a list of chapters: 'Module Introduction', 'Chapter 1 - Metaphysics', 'Chapter 2 - Unity of Humanity', 'Chapter 3 - Brief Overview of Major Religions', and 'Chapter 4 - Definitions'. A red arrow points to the 'Module Introduction' folder. The left sidebar shows the course structure with 'Day Pack 1' selected. The right sidebar contains 'LATEST NEWS', 'UPCOMING EVENTS', and 'RECENT ACTIVITY' sections.

## 8.7 - Click on the audio CD that you require e.g. 1) Module 1 CD 1 Track 2.wma



The screenshot shows a web browser window displaying a Moodle course page. The browser's address bar shows the URL: `www.metaversitylearner.com/mod/folder/view.php?id=63`. The page title is "MetaVarsity Learner Portal".

The main content area is titled "Intro Module 1 - Self Awareness - DL". Below the title is a breadcrumb trail: Home > Courses > Introduction to Metaphysics Course - DL > IntroMod1DL > Day Pack 1 > Module Introduction.

On the left side, there is a "NAVIGATION" menu with the following structure:

- Home
  - My home
  - Site pages
  - My profile
- Current course
  - IntroMod1DL
    - Participants
    - Badges
    - General
    - Module Materials
  - Day Pack 1
    - Day Pack 1
    - Module Introduction**
    - Chapter 1 - Metaphysics
    - Chapter 2 - Unity of Humanity
    - Chapter 3 - Brief Overview of Major Religions
    - Chapter 4 - Definitions

The main content area, titled "Module Introduction", contains the following text:

Topic: MetaVarsity Introduction  
1) "Module 1 CD1 Track 2"

Topic: Course Introduction  
Workbook Chapter: Introduction  
Assesment Pack: **Exercises: 2, 3**  
2) "Module 1 CD1 Track 3"

Topic: Module Introduction  
Workbook Chapter: Self-Awareness  
3) "Module 1 CD1 Track 4"

Below the text, there is a folder icon containing three audio files:

- 1) Module 1 CD 1 Track 2.wma
- 2) Module 1 CD 1 Track 3.wma
- 3) Module 1 CD 1 Track 4.wma

A red arrow points to the first audio file, "1) Module 1 CD 1 Track 2.wma".

At the bottom of the page, there is an "Edit" button and a "Show all downloads..." link. The Windows taskbar at the bottom shows the time as 12:51 on 16/06/2015.